

# Volunteers Snapshot

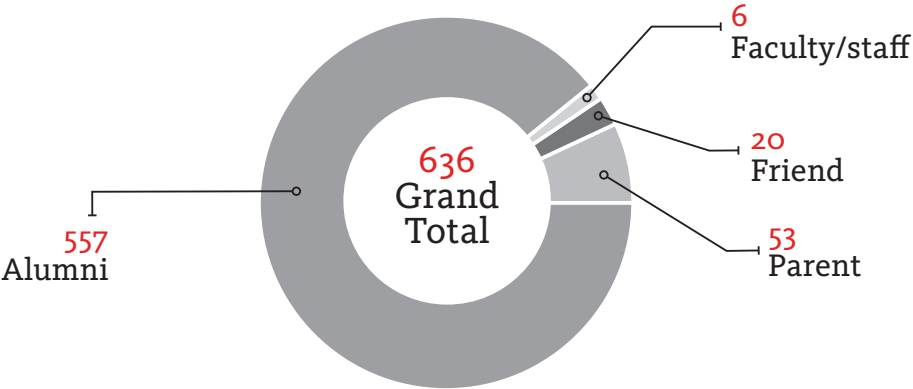
## Thank you OWU Volunteers!



You have been the heartbeat of our university this year—turning your passion into action and your commitment into real, lasting impact. Through every conversation with a prospective student, every connection made between classmates, and every moment spent strengthening our community, you’ve shown what it truly means to be part of the OWU family.

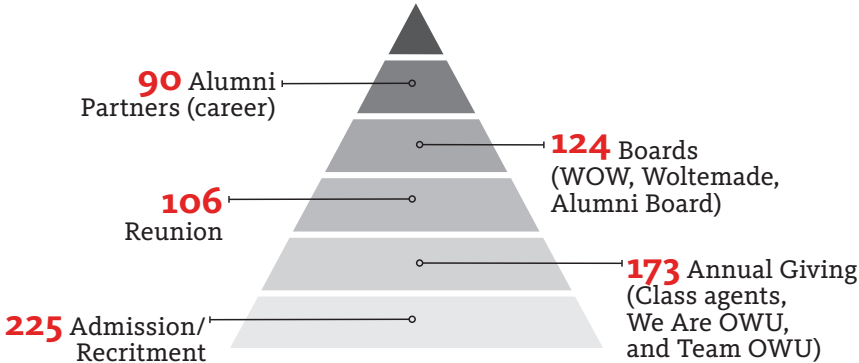
Thank you for being the heart of OWU.

# Volunteers by Constituent Type

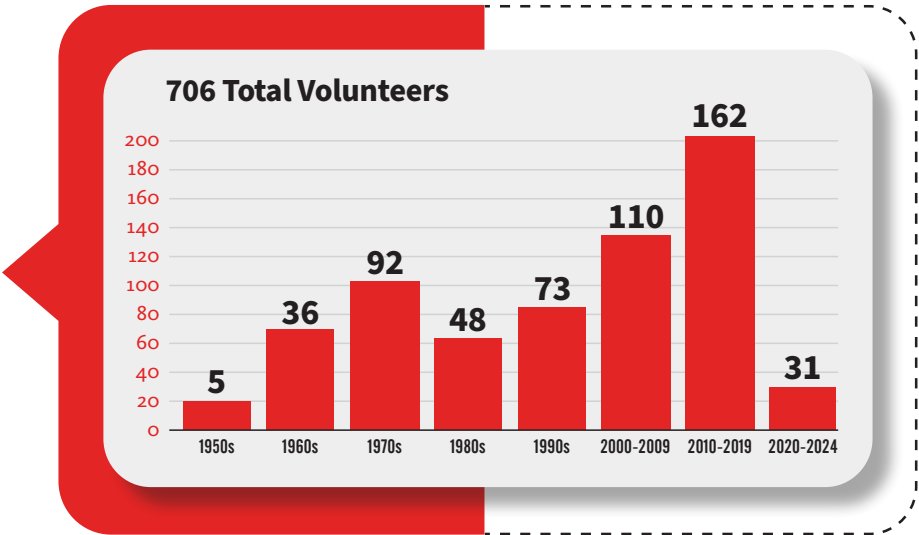


# Volunteers by Role

Individuals may serve in multiple roles and are included in each area where they volunteer.



# Volunteers by Class Year/Decade




## Alumni Board

**29** alumni board members representing 1972-2025 classes, 11 states and one international

**100%** served in at least 1 additional volunteer role

**1,045** hours collectively served (board-related meetings, standing committees, strategic engagement)

## Trustees



**35** active trustees

Nearly **8**-year average tenure on the Board

**253** collective years of service on the Board

**945** average collective hours spent by all trustees in 2024-2025

## Alumni Partners

**90** alumni partners

**165** total interactions

**185+** hours of volunteer/interactions with students

**150+** students impacted

**80%** alumni partner engagement rate



## Class Leaders

**130** leaders representing 1955-2024 classes

**3,884** OWU emails sent

**\$3,199,265** raised from their classes for the Annual Giving Program

**25** states represented

**OWU**  
CLASS OF  
**2029**




**OWU**

**Reunion Weekend**

- 106** reunion volunteers
- \$1,070,116** raised for the Annual Giving Program
- More than **650** Reunion Weekend attendees
- 396** committee planning hours

**TEAM OWU**



- 13** Team OWU Excellence Committee and Team OWU Golf Outing volunteers, representing classes from 1965 to 2018
- \$560,447** raised for Team OWU
- 10** sports represented: women's basketball, women's softball, baseball, football, men's golf, men's lacrosse, men's basketball, men's soccer, men's tennis, wrestling
- 14** additional volunteers worked on Athletics engagement and fundraising projects including the Jay Martin Retirement Celebration and Endowment and the Baseball Turf fundraising project

## Admission Recruitment



- 225** admission volunteers
- 411** prospective student referrals
- 34%** of the incoming class were referred by an OWU alum
- 2,780** postcards written to prospective students
- 89** volunteers supported 66 college fairs
- 48** Alumni delivered swag to 157 admitted students
  - 35** (22%) swag recipients deposited
  - 27** (75%) deposited AFTER receiving SWAG

**We  
Are  
OWU**



**30** volunteers

1,167 donors raised  
**\$896,070.98**

**34** matches & challenges totaling **\$597,742** inspired others to give

**2,715** emails sent by volunteers  
(impressive 60% open rate)

at least **767** clicks tied to Crew outreach  
(50% higher than 2024)